

EW CYC/D 625/1250W



CONSTRUCTION:

The reflector housing is of simple construction, made of steel protected by plastic sheet, in black matte color. On the back there are air circulation holes for cooling the lamp.

SPECIFICATION:

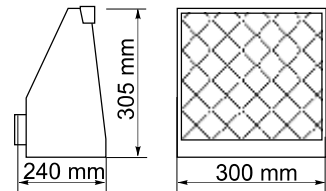
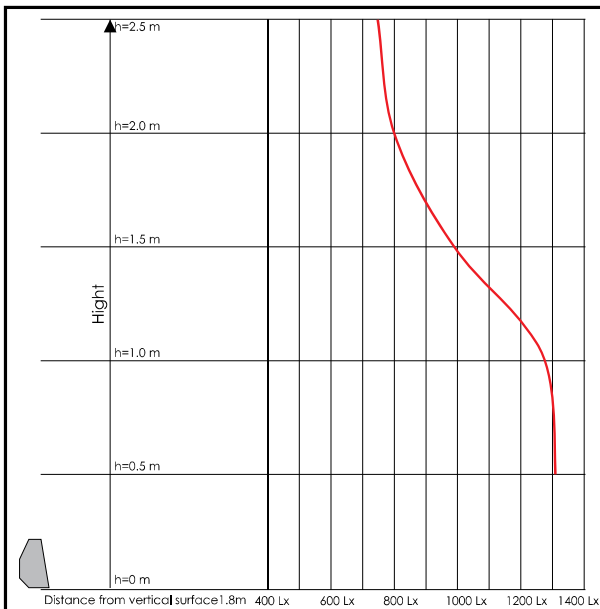
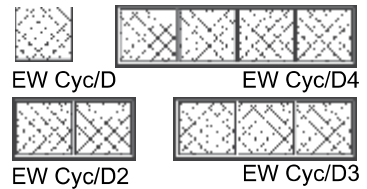
Lamp	- OSRAM P2/10, 230V, 3200K - OSRAM P2/12,
Base	R7s
Reflectiv mirror	High shine
Control	M.O. - Manuel operated
Power supply	220V, 50Hz; Cable H05 3x2,5mm ² , lenght 1m
Color	Black matte, termoresistant / by customer's request
Weight	4kg
Packing	Cardboard box, dim: 340x280x325



ACCESSORIES:

Safety wire rope	8161
Safety grid	3121
Filter holder	3122

REFERENCES:



PHOTOMETRIC DATA:

Hight(m)	Light intesity (Lx) at hight 0.5m		
	1m left	centar	1m right
0.5	1073	1309	1080
1	1049	1276	1055
1.5	873	993	875
2.0	700	801	700
2.5	680	739	680

* Lamp P2/12 1250W

* Distance L=1,8m

- EW CYC/D1 625/1250W M.O. (REF. 3091)
- EW CYC/D2 625/1250W M.O. (REF. 3092)
- EW CYC/D3 625/1250W M.O. (REF. 3093)
- EW CYC/D4 625/1250W M.O. (REF. 3094)